

We make on-time deliveries work.



Powering Business Worldwide



Endurant Series

The Endurant family of automated transmissions is our newest technology. They were designed from a clean sheet using decades of transmission expertise and tested in the most extreme environments to ensure reliability. Even the name, Endurant, speaks to the ability to handle the rigors of day-in and day-out, heavy-duty trucking.

Endurant transmissions are efficient, lightweight, and feature sophisticated controls that allow the transmission and engine to work together seamlessly.

The Endurant family shares several design features:

- Our legendary twin countershaft design and gear profile expertise deliver the highest gear efficiency to reduce heat and maximize fuel economy.
- Precision Lubrication systems allows gears and bearings to receive lubricant exactly where and when it's needed for enhanced durability and efficiency.
- Aluminum housings reduce weight and contribute to thermal optimization.
- More than offering a clean, contained look, internal routing of wires and sensors minimizes exposure and corrosion to wires and connectors for improved reliability.
- The Mechatronic Transmission Module integrates pneumatic valves, shift rails, and sensors in a single assembly for improved reliability and service.
- The sleek Linear Clutch Actuator protects components from wear and tear and provides easy access for superior serviceability.
- Maintenance-free, diaphragm spring clutches provide excellent launch and low-speed maneuverability.
- GearLogic, a suite of intelligent, customizable software features, improves performance, fuel efficiency and driver confidence.
- IntelliConnect® remote diagnostics monitors vehicle fault codes and notifies you of critical events to reduce unplanned downtime

From traditional linehaul to severe duty applications, there is an Endurant transmission that is engineered to meet your requirements.



Endurant HD

Endurant HD is a lightweight, highly efficient transmission designed for superb drivability in on-highway applications. Sophisticated software allows the engine and transmission to work seamlessly, improving efficiency and performance. Predictive shifting uses look-ahead technology to execute shift decisions that improve fuel economy and driver comfort. This award-winning transmission is available with single and dual PTO openings.

[Learn more](#)



Forward speeds:	12 overdrive	11 direct drive	12 overdrive
Overall Ratio:	18.85	14.43	18.85
Reverse speeds:	2	2	2
PTO provisions:	8-bolt bottom; optional 4-bolt rear	8-bolt bottom	8-bolt bottom
Maximum GCW lbs. [kg]	110,000 [49,895]	80,000 [36,287]	80,000 [36,287]
Typical Truck Types	Linehaul, Regional Haul, Pickup & Delivery, Construction, Agriculture, Refuse	Linehaul, Regional Haul, Pickup & Delivery	Linehaul, Regional Haul, Pickup & Delivery

Endurant HD

For fleets that prefer direct drive transmissions, the Endurant HD direct drive model has you covered. It is highly efficient, lightweight, and designed to be easy to drive, making it the perfect choice for linehaul and regional haul applications.

Endurant HD N

Many fleets are looking to lower their carbon footprint by using natural gas. The Endurant HD N transmission is paired exclusively with the ultra-low emissions Cummins natural gas engines. The powertrain features hardware and software specifically designed for the unique combustion characteristics of natural gas, delivering a vastly improved driver experience over previous natural gas engine and automated transmission combinations.

[Learn more](#)



Endurant XD

The Endurant XD is designed to deliver comfort, drivability, and efficiency in on-highway applications that pull heavy loads. To reduce cost of ownership, it features best-in-class maintenance intervals and is up to 2% more fuel efficient than an UltraShift PLUS MXP. It also has improved skip shift ability and smoother shifts compared to previous 13- and 18-speed automated transmissions.

[Learn more](#)



Forward speeds:	18 overdrive	18 overdrive
Overall Ratio:	20.5	20.5
Reverse speeds:	3	6
PTO provisions:	High capacity 8-bolt bottom;4-bolt rear	High capacity 8-bolt bottom; 4-bolt rear
Maximum GCW lbs. [kg]	166,000 [75,296]	Unlimited
Typical Truck Types	Linehaul, Heavy haul, Construction, Towing, Doubles, Triples	Heavy haul, Construction, Towing, Logging, Oil field, Agriculture

Endurant XD Pro

Endurant XD Pro delivers the ideal mix of hardware and intelligence to give drivers more confidence in the most challenging applications. Unique software features include Rock Free, which helps avoid getting stuck in sand, mud, or snow by using the accelerator to rock the vehicle free, and the Off-highway Performance Goal, which is an optimized calibration for operation on natural terrain and soft soil.

[Learn more](#)




Manual transmissions

Eaton manual transmissions are renowned for reliability and durability. The shift knob of these constant mesh, twin countershaft manual transmissions have been in the hands of professional drivers for nearly 70 years – and are still going strong.

We offer an array of ratio sets to provide optimum efficiency and match the unique demands of any application. Because Eaton also engineers a suite of clutches for its transmissions, only Eaton transmissions can handle the largest loads. And with 6- and 8-bolt and thrushaft PTO openings, you have many PTO options.

Features and specifications vary, so be sure to check out the models for details.



FR Series

Known for its reliability, the Eaton FR series is one of the most popular transmissions on the road. Available in direct drive and overdrive models, this 10-speed manual transmission can handle both on-highway and vocational applications.

Learn more



Forward speeds:	10 overdrive and direct drive	10 overdrive
Overall Ratio:	14.8 / 17.2	19.57
Reverse speeds:	2	3
PTO provisions:	6-bolt/8-bolt/Thru shaft	6-bolt/8-bolt/Thru shaft
Maximum GCW lbs. [kg]	140,000 [63,503]	140,000 [63,503]
Typical Truck Types	Linehaul, Regional Haul, Pickup & Delivery	Highway, Construction Dump, Block Truck, Pumper

RT-8LL

The 8LL transmissions provide drivers with the versatility they need for a mix of on- and off-highway applications. These transmissions offer eight road speed gears and two additional deep-reduction ratios in low and reverse.

Learn more



RT-9ALL

The RT-9ALL features a high-reduction gear ratio for special-purpose, low-speed applications. Ideal for concrete or asphalt-spreading operations.

Learn more



Forward speeds:	11 overdrive
Overall Ratio:	35.73
Reverse speeds:	3
PTO provisions:	6-bolt/8-bolt/Thru shaft
Maximum GCW lbs. [kg]	140,000 [63,503]
Typical Truck Types	Mixers, Asphalt, Spreading, Pumper, Crane

RT-13

With the Eaton RT-13, drivers will experience versatility and low shift effort with these premium 13-speed manual transmissions. The innovative, patented design features a simple mainshaft, which is not splined to the auxiliary gear. This unique design eliminates the added mass, drag and inertia of the entire auxiliary section. During upshifts, where both the lever and splitter button are moved together, the low-inertia mainshaft is quickly brought to synchronous, resulting in fast, easy shifts.

Learn more



Forward speeds:	13 overdrive
Overall Ratio:	16.86
Reverse speeds:	2
PTO provisions:	6-bolt/8-bolt
Maximum GCW lbs. [kg]	140,000 [63,503]
Typical Truck Types	Doubles, Triples, Linehaul, Pick up and Delivery, Construction

RT-18

The RT-18 is our most capable manual transmission. Professional drivers will appreciate the ease when upshifting, thanks to the low inertia mainshaft.

Learn more



Forward speeds:	18 overdrive
Overall Ratio:	19.73
Reverse speeds:	4
PTO provisions:	6-bolt/8-bolt
Maximum GCW lbs. [kg]	Unlimited
Typical Truck Types	Doubles, Triples, Linehaul, Pick up and Delivery, Construction


Related products and services

EATON CLUTCHES

Diaphragm and angle spring designs protect the driveline and reduce vibrations. Self-adjusting models cut maintenance cost and deliver smooth engagement mile after mile.

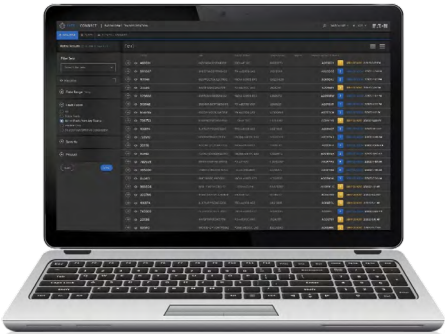


[Learn more](#)



INTELLICONNECT® REMOTE DIAGNOSTICS

IntelliConnect provides near real-time monitoring of vehicle fault codes and prioritize the critical events to reduce unplanned downtime. It then presents accurate and comprehensive action plans developed by our technical experts for quick repair diagnosis, ultimately increasing vehicle uptime.



[Learn more](#)



EATON PS-386 SYNTHETIC TRANSMISSION LUBRICANT

PS-386's unique formula protects and lubricates while delivering maximum fuel efficiency and extended drain intervals in Eaton and Eaton Cummins transmissions.




[Learn more](#)



BEZARES MOBILE POWER

If your truck uses a power takeoff (PTO), we've got you covered. Eaton is the North American master distributor for Bezares USA, a global manufacturer of PTOs, hydraulic pumps, fittings, tanks, valves, and other related mobile power hydraulic components. In addition to distribution services, Eaton provides post-sale service and support through our Roadranger team.



[Learn more](#)



Roadranger® Extended Protection Plans

Keeping your truck on the road is critical to your livelihood. Roadranger Extended Protection Plans give you **peace of mind** knowing that, despite increasing parts and labor costs or how severe the work conditions are, you can repair your truck to its original standard of quality.

Roadranger Extended Protection Plans cover the transmission, clutch and **100% of parts and labor** on all warrantable failures. For a relatively modest investment, you can rest easy knowing that Roadranger is there to support you throughout the life of your truck. You choose the protection that meets your needs.

With our Extended Protection Plans, you are never far from parts and service. For your convenience, there are more than 3,500 authorized dealers in the U.S. and Canada.

Heavy-Duty Transmissions

Approved Models	Application	Transmission Torque	Component	Std Warranty Yr/Mi (000)	Total Coverage Years/Miles (000)					
					Option #1	Price	Option #2	Price	Option #3	Price
Endurant HD/HD N	On-Road Linehaul	1750 lbs.-ft and below	Transmission	5/750	6/750	\$580	7/750	\$800	7/850	\$975
		1850 lbs.-ft and above	Transmission	5/750	6/750	\$800	7/750	\$1,050	7/850	\$1,295
		ALL	Clutch	3/350	4/450	\$375	5/500	\$590	N/A	#NA
Endurant XD	On-Road Linehaul, Pick up & Delivery (for clutch)	1750 lbs.ft. and below	Transmission	5/750	6/750	\$585	7/750	\$800	7/850	\$975
		1850 lbs.ft. and above	Transmission	5/750	6/750	\$870	7/750	\$1,320	7/850	\$1,580
		ALL	Clutch	3/350	4/450	\$415	5/500	\$650	N/A	N/A
	Standard Duty - Pick up & Delivery (for transmission)*, Construction, Recreational Vehicle, Heavy Haul, Refuse, Agriculture	1750 lbs.ft. and below	Transmission	3/300	4/U	\$915	5/U	\$1,295	N/A	N/A
		1850 lbs.ft. and above	Transmission	3/300	4/U	\$1,660	5/U	\$2,145	N/A	N/A
		ALL	Clutch	3/300	4/450	\$475	5/U	\$825	N/A	N/A
Endurant XD Pro	On-Road Linehaul, Pick up & Delivery (for clutch)	1750 lbs.-ft. and below	Transmission	5/750	6/750	\$585	7/750	\$800	7/850	\$975
		1850 lbs.-ft. and above	Transmission	5/750	6/750	\$870	7/750	\$1,320	7/850	\$1,580
		All	Clutch	3/350	4/450	\$415	5/500	\$650	N/A	N/A
	Standard Duty - Pick up & Delivery (for transmission) *, Construction, Recreational Vehicle, Heavy Haul, Refuse, Agriculture	1750 lbs.-ft. and below	Transmission	3/300	4/U	\$915	5/U	\$1,295	N/A	N/A
		1850 lbs.-ft. and above	Transmission	3/300	4/U	\$1,660	5/U	\$2,145	N/A	N/A
		All	Clutch	3/300	4/450	\$475	5/U	\$825	N/A	N/A
	Severe Duty - Logging, Mining, Oil Field, Off Highway	1750 lbs.-ft. and below	Transmission	2/U	3/U	\$1,240	4/U	\$1,685	5/U	\$2,285
		1850 lbs.-ft. and above	Transmission	2/U	3/U	\$1,600	4/U	\$2,090	5/U	\$2,750
		All	Clutch	2/U	3/U	\$560	4/U	\$975	5/U	\$1,350

[Learn more](#)



Approved Models	Application	Transmission Torque	Component	Std Warranty Yr/Mi (000)	Total Coverage Years/Miles (000)					
					Option #1	Price	Option #2	Price	Option #3	Price
UltraShift PLUS MHP/ MXP	On-Road Linehaul	1750 lbs.-ft. and below	Transmission	5/500	6/750	\$590	7/750	\$800	7/850	\$975
		1850 lbs.-ft. and above	Transmission	5/500	6/750	\$800	7/750	\$1,060	7/850	\$1,295
		ALL	Clutch	3/350	4/450	\$415	5/500	\$650	N/A	#N/A
	Standard Duty - Pick up & Delivery, Construction, Recreational Vehicle, Transit Coach	1750 lbs.-ft. and below	Transmission	3/U	4/U	\$915	5/U	\$1,295	N/A	#N/A
		1850 lbs.-ft. and above	Transmission	2/U	3/U	\$1,245	4/U	\$1,550	5/U	#N/A
		ALL	Clutch	2/U	3/U	\$475	4/U	\$825	5/U	#N/A
	Severe Duty - Heavy Haul ¹ , Logging, Mining, Oil Field, Refuse, Agriculture, Off Highway	1750 lbs.-ft. and below	Transmission	2/U	3/U	\$1,245	4/U	\$1,690	5/U	\$2,290
		1850 lbs.-ft. and above	Transmission	2/U	3/U	\$1,610	4/U	\$2,110	5/U	\$2,775
		ALL	Clutch	2/U	3/U	\$560	4/U	\$975	5/U	\$1,350
UltraShift PLUS VXP	On-Road Linehaul	1750 lbs.ft.and below	Transmission	3/300	5/500	\$975	7/750	\$1,185	7/850	\$1,350
		1850 lbs.-ft. and above	Transmission	3/300	5/500	\$1,295	7/750	\$1,550	7/850	#N/A
		ALL	Clutch	3/350	4/450	\$415	5/500	\$650	N/A	#N/A
	Standard Duty - Pick up & Delivery, Construction, Recreational Vehicle, Transit Coach	1750 lbs.-ft. and below	Transmission	3/U	4/U	\$915	5/U	\$1,295	N/A	#N/A
		1850 lbs.-ft. and above	Transmission	3/U	4/U	\$1,245	5/U	\$1,550	N/A	#N/A
		ALL	Clutch	3/U	4/U	\$475	5/U	\$825	N/A	#N/A
	Severe Duty - Heavy Haul ¹ , Logging, Mining, Oil Field, Refuse, Agriculture, Off Highway	1750 lbs.-ft. and below	Transmission	2/U	3/U	\$1,245	4/U	\$1,690	5/U	\$2,290
		1850 lbs.-ft. and above	Transmission	2/U	3/U	\$1,610	4/U	\$2,110	5/U	\$2,775
		ALL	Clutch	2/U	3/U	\$560	4/U	\$975	5/U	\$1,350
UltraShift PLUS VCS/ VMS	Standard Duty - Pick up & Delivery, Construction, Recreational Vehicle, Transit Coach, Fire Service, Rescue Vehicle	1750 lbs.-ft and below	Transmission	3/U	4/U	\$915	5/U	\$1,295	N/A	#N/A
		1850 lbs.-ft and above	Transmission	3/U	4/U	\$1,245	5/U	\$1,550	N/A	#N/A
		ALL	Clutch	3/U	4/U	\$475	5/U	\$825	N/A	#N/A
	Severe Duty - Heavy Haul ¹ , Logging, Mining, Oil Field, Refuse, Agriculture, Off Highway	1750 lbs.-ft and below	Transmission	2/U	3/U	\$1,245	4/U	\$1,690	5/U	\$2,290
		1850 lbs.-ft and above	Transmission	2/U	3/U	\$1,610	4/U	\$2,110	5/U	\$2,775
		ALL	Clutch	2/U	3/U	\$560	4/U	\$975	5/U	\$1,350
FR-10	On-Road Linehaul	1750 lbs.-ft and below	Transmission	5/750	6/750	\$240	7/750	\$415	7/850	\$560
		1850 lbs.-ft and above	Transmission	5/500	6/750	\$265	7/750	\$475	7/850	\$590
RT-9ALL	Standard Duty - Construction, Pick up and Delivery, Transit Coach, School Bus, Recreation Vehicle, Fire Service, Rescue Vehicle	1750 lbs.-ft and below	Transmission	3/U	4/U	\$475	5/U	\$800	N/A	#N/A
		1850 lbs.-ft and above	Transmission	3/U	4/U	\$800	5/U	\$1,295	N/A	#N/A
	Severe Duty - Off Highway, Agriculture, Heavy Haul, Logging, Mining, Oil Field, Refuse, Yard Tractor, InterCity Bus	1750 lbs.-ft and below	Transmission	2/U	3/U	\$615	4/U	\$975	5/U	\$1,550
		1850 lbs.-ft and above	Transmission	2/U	3/U	\$975	4/U	\$1,550	5/U	\$2,290



Approved Models	Application	Transmission Torque	Component	Std Warranty Yr/Mi (000)	Total Coverage Years/Miles (000)					
					Option #1	Price	Option #2	Price	Option #3	Price
RT-13/18	On-Road Linehaul	1750 lbs.-ft. and below	Transmission	3/300	5/500	\$560	7/750	\$975	7/850	\$1,185
		1850 lbs.-ft. and above	Transmission	3/300	5/500	\$950	7/750	\$1,610	7/850	\$1,880
	Standard Duty - Construction, Pick up and Delivery, Transit Coach, School Bus, Recreation Vehicle, Fire Service, Rescue Vehicle	1750 lbs.-ft. and below	Transmission	3/U	4/U	\$475	5/U	\$800	N/A	#N/A
		1850 lbs.-ft. and above	Transmission	3/U	4/U	\$800	5/U	\$1,295	N/A	#N/A
	Severe Duty - Off Highway, Agriculture, Heavy Haul, Logging, Mining, Oil Field, Refuse, Yard Tractor, InterCity Bus	1750 lbs.-ft. and below	Transmission	2/U	3/U	\$615	4/U	\$975	5/U	\$1,550
		1850 lbs.-ft. and above	Transmission	2/U	3/U	\$975	4/U	\$1,550	5/U	\$2,290
Fuller Advantage Automated	On-Road Linehaul	1750 lbs. ft. and below	Transmission	5/750	6/750	\$590	7/750	\$800	7/850	\$975
		1850 lbs. ft. and above	Transmission	5/750	6/750	\$800	7/750	\$1,060	7/850	\$1,295
		ALL	Clutch	3/350	4/450	\$415	5/500	\$650	N/A	#NA
	Standard Duty - Pick up & Delivery, Construction, Recreational Vehicle, Transit Coach	1750 lbs.-ft and below	Transmission	3/U	4/U	\$1,005	5/U	\$1,295	N/A	#N/A
		1850 lbs.-ft and above	Transmission	3/U	4/U	\$1,245	5/U	\$1,550	N/A	#N/A
		ALL	Clutch	3/U	4/U	\$475	5/U	\$825	N/A	#N/A
	Severe Duty - Heavy Haul ¹ , Logging, Mining, Oil Field, Refuse, Agriculture, Off Highway	1750 lbs.-ft and below	Transmission	2/U	3/U	\$1,245	4/U	\$1,690	5/U	\$2,290
		1850 lbs.-ft and above	Transmission	2/U	3/U	\$1,610	4/U	\$2,110	5/U	\$2,775
		ALL	Clutch	2/U	3/U	\$560	4/U	\$975	5/U	\$1,350

Note: All pricing and coverage subject to change, and must meet Eaton application requirements. All extended coverage requires use of Eaton-approved lubricants.

Pricing

All pricing is in USD and applies for Protection Plans sold in the first year in service. An additional premium is required for Protection Plans sold within the second and third year of vehicle service. Plans must be purchased before the end of the standard warranty period. Premium Pricing: Second year \$100; Third year \$300. Canadian orders will be invoiced in CAN\$ based on prevailing exchange rate. For the most current CAN\$ pricing, go to Order Online.

Notes

- Heavy haul application available for MXP/VXP models only.
- All pricing and coverage subject to change and must meet Eaton application requirements. All extended coverage requires use of Eaton-approved lubricants.
- Pick up & Delivery warranty falls under On-Road for clutch, but under Standard for Endurant XD/XD Pro transmissions.
- Externally mounted heat exchangers coverage limited to standard warranty or 3 years / 300,000 miles (480,000 km) maximum. Extended Protection does not apply.
- ECA and XY shifter coverage limited to 5 years maximum. EPP options beyond 5 years do not cover these components.



Peace of Mind

Backed by the support and expertise of the Roadranger® Network

Eaton and Eaton Cummins products come with built-in peace of mind. Here's a closer look at support, service and warranty.

Dedicated Support. America's most experienced powertrain support network provides a complete spectrum of support, from spec'ing to service to aftermarket support. There is also training available through the Roadranger Academy. Visit www.roadrangeracademy.com for all the details.

Convenient Service. If service is required, our products can be taken to your local dealer for repairs. Our modular designs minimize cost and repair times, and widely available parts get your vehicles back on the road faster.

Impressive Warranty. Our comprehensive warranties vary by application. For specific coverage, check the warranty section on Roadranger.com.

Roadranger®

Eaton
Vehicle Group
P.O. Box 4013
Kalamazoo, MI 49003 USA
800-826-HELP (4357)
www.eaton.com/roadranger

© 2024 Eaton
All Rights Reserved. Printed in USA.
RRSL0001 0724
July 2024

For spec'ing or service assistance, call 1-800-826-HELP (4357) or visit www.roadranger.com. In Mexico, call 001-800-826-4357.

Endurant, UltraShift PLUS, Fuller, Fuller Advantage, IntelliConnect, and Roadranger are registered trademarks of Eaton. Endurant HD, Endurant XD, and Endurant XD Pro are registered trademarks of Eaton Cummins Automated Transmission Technologies.

Note: Features and specifications listed in this document are subject to change without notice and represent the maximum capabilities of the software and products with all options installed. Although every attempt has been made to ensure the accuracy of information contained within, Eaton makes no representation about the completeness, correctness or accuracy and assumes no responsibility for any errors or omissions. Features and functionality may vary depending on selected options.